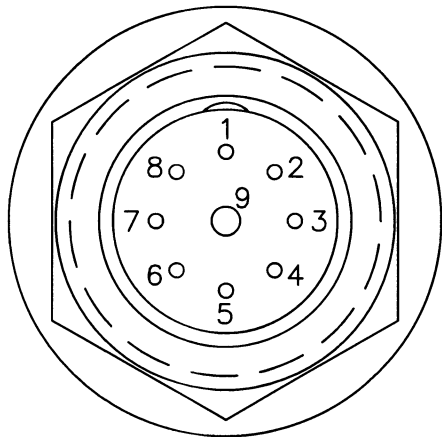
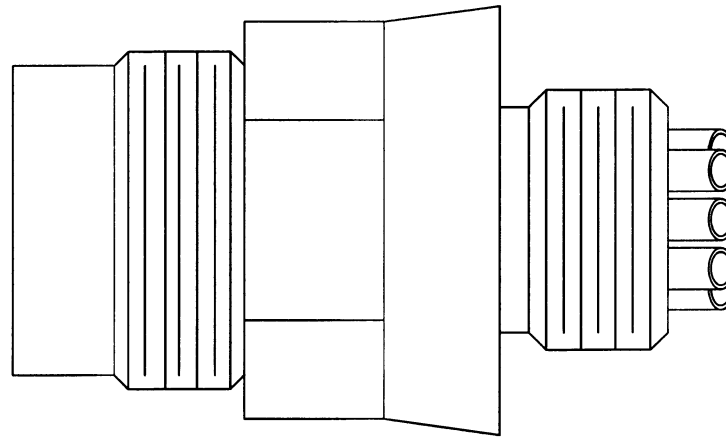
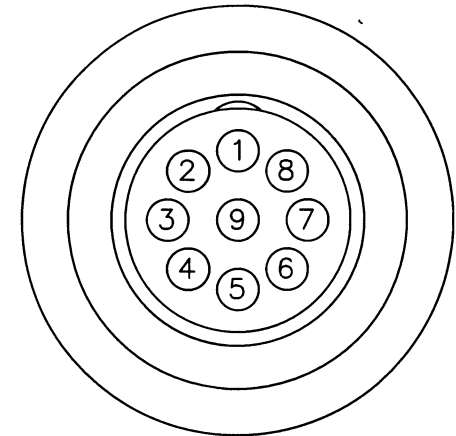


PIN VIEW



SOLDER CUP VIEW




- 1 = +V
- 2 = N/C
- 3 = N/C
- 4 = N/C
- 5 = N/C
- 6 = RS485+ (232 DWN)
- 7 = N/C
- 8 = RS485- (232 UP)
- 9 = -V (COM)

NOTES:

ALL PARTS AND PROCESSES USED ON THIS ASSEMBLY MUST COMPLY WITH THE RoHS DIRECTIVE

PROPRIETARY NOTICE - THIS DOCUMENT CONTAINS INFORMATION WHICH IS SOLE PROPERTY OF KONGSBERG MESOTECH LTD AND IS RECEIVED IN CONFIDENCE. ITS CONTENTS MAY NOT BE DISCLOSED OR REPRODUCED IN ANY WAY WITHOUT WRITTEN CONSENT OF KONGSBERG MESOTECH LTD.

DO NOT SCALE DRAWING



APPROVALS	DATE
DRAWN DM	2018-APR-27
REVISD	
ENGR <i>[Signature]</i>	May 19 2018
CHECKED <i>[Signature]</i>	May 10 2018
PROD <i>[Signature]</i>	May 19 2018
QA <i>[Signature]</i>	11-may-18
ISSUED <i>[Signature]</i>	May 11 18

ISS	DESCRIPTION	DATE
REVISIONS		
	Kongsberg Mesotech Ltd.	
	CONNECTOR IMPULSE-9 PIN, MS SERIES POWER/RS485/232 DIGITAL TELEMETRY	
SIZE	NSCM NO	TYPE
A	1C965	MD
DWG NO.	442-10001208	
ISS	1.0	
SCALE: NTS	W.O. NO.	SHEET 1 OF 1